

PREPARING YOUR HOME LAYOUT FOR THE 2008 NGR CONVENTION TOURS

Bob Rauperstrauch and the NGRC committee heads

Quite a number of you have offered to open your home layouts to the 2008 NGR Convention attendees. For this you have my heartfelt gratitude. It's no small task to attempt a presentation of your home layout to the "world." There have been some questions about what is expected in a home layout and the degree of preparation necessary to stage such an event. Some criteria that can be used for evaluating each layout's features are as follows:

1. **Garden** - Along with a neat appearance of the yard, the garden in the railroad should have plants and trees neatly trimmed and debris (leaves, etc.) picked up. Remove all junk from your side yards, make sure the entrance and exit routes are clean and free from hazards. Consider painting wood or fence elements if they need it. The entire front yard and side yards as well as the back yard should look neat and attractive, as much as possible.
2. **Trains Running** - Above all else, there needs to be one or two trains running at all times when the railroad has visitors. They won't have a long time to visit, so there needs to be operating trains in evidence.
3. **Track Features** - Bridges, trestles, abutments, turntables, switching yards, wyes or other unique track elements add interest and improve operational function. A simple trench in the ground can be an excuse for a small trestle or bridge, it doesn't have to be grandiose.
4. **Water Features** - Moving water of any sort, waterfalls, ponds, streams naturally add interest. Ponds should be 24" to 36" deep to protect the mosquito eating fish from winter temperatures.
5. **Buildings** - The railroad will not be complete without buildings. They can be grouped in small vignettes to maximize the effect of fewer buildings. You don't have to cover the whole layout with structures. Groupings will add more interest than scattered buildings.
6. **Electrical Features** - If you have a fully automated railroad that's great, but a simple point to point trolley is just as nice and much easier to do. Moving accents such as Ferris wheels, oil pumps, windmills, carousels and the like, will spark visitor's attention and add to the overall impact of the railroad. Don't overlook RAM's sound modules for fixed place sound accents.
7. **Figures** - Place some figures (people and animals) in the foreground as they add tremendously to the reality of the building vignettes. Automobiles, trucks, buses, junk piles, etc. are all fair game for the adornment of the building environment.
8. **Bus Access** - If you are expecting to be hosting bus tours, you need to recognize that the buses will have to get to your house and park. Those of you on the self-guided tours don't have that limitation to deal with. You won't have 50 people at a time, but you'll have a steady flow of visitors, so be prepared for them and the parking. You may have to talk to your neighbors about any parking issues. A good way to avoid problems is to recruit their help.
9. **Committee Member / Club Member** - You will have an additional burden as you may very well be at the convention site during a tour of your railroad. Please plan for this eventuality. You won't be able to do a show and tell about your railroad, if you're busy arranging the banquet or other convention details. You'll need someone at your railroad that is knowledgeable about its idiosyncrasies and who is familiar with the rolling stock and their operational problems. Test run the railroad to train the stand-in operators so that they can provide the best possible showing of the layout and rolling stock.
10. **Refreshments** - Keep in mind that bottled water in iced coolers and snacks are a good addition to making visitors happy and feel welcome and will be needed at all open house locations.
11. **Handouts** - Although descriptions of your layout will be in the convention program, it is OK to have fliers available with any additional information if you desire to do so.

I hope that the above list doesn't discourage anyone from showing their railroad. Its intent is to educate and cause you to think about the nature of what we are about to do. We want to put the best possible foot forward as we welcome visitors from all over the world to our own backyards. We will be having some LGB Club members coming from all over Europe and the United States to see what it is that you have to share, as well as the general run of the mill G-scalers from across the country. We want you to focus on the appearance of your home and the surrounding yard, fences and walls as well as the railroad. There may be more to do than just prepare the railroad and you will need to allow time to spruce up the non-railroad elements as well as the layout. It's easier to begin now, over a year in advance, than to wait until January 2008! So, if you need help as you look at the whole "Enchilada" (so-to-speak), now is the time to contact me and tell me you may need help. We will need to schedule a somewhat limited number of members to cover all the needs of the club, and the more time we have to develop a timeline, the better. Believe me, when this is all done, we'll be talking about it for years to come. And let's make it a great story to tell.

**ABTO
 Committee Heads**

Activities

Glenn Sampson

Jim Kangas

Modules

Ennis Thompson

Jim Kangas

Phoenix Children's Hospital

Jerry McKenzie

Banner Desert Hospital

Bob Clark

Web Site

Mike Lewandowski
 fun2rr@msn.com

Other Positions

2008 Convention/Club

Correspondence

Mike Lewandowski
 conv_secretaryaz@msn.com

Raffles and prizes and Librarian

Glenn Sampson

Photo Archivist

Jack Slinkard

Club Interaction Facilitator

Bob Rauperstrauch

Publicity

looking for a volunteer for this position

Meeting Host Coordinator

Jim Kangas - East Side


John Meyers - West Side

Shirt, Badge, & Vest Coordinator

Jim Snyder

August 2007 ABTO Colorado Railroad Excursion!

A refreshing Eight Day, Seven Night motor coach trip touring Colorado and the Rockies during the late August Arizona heat. Starting Sunday, August 26, 2007, and ending Sunday, September 2, 2007, the day before Labor Day.



Hotels!

Two Nights at the Best Western Rio Grande Inn, Durango, CO
 400 East Second Avenue, 2 ½ blocks from the train station.

One night at the Lake Dillon Lodge, Lake Dillon, CO.

One night at the Best Western Skyway Inn, Manitou Springs, CO.

One night at the Best Western Royal Gorge, Canon City, CO.

One night at the Best Western Alamosa Inn, Alamosa, CO.

One night at the Best Western Inn and Suites, Farmington, NM

Train Trips included!

Durango and Silverton Railroad est. 1881

Georgetown Loop, (Colorado Central RR) route est. 1884

The Manitou and Pikes Peak Cog Railway est. 1891

The Royal Gorge Railway, (Santa Fe/ D&RGW) route est. 1880

The Cumbres and Toltec Railway, est. 1880.

Other

Six breakfasts and one lunch included.

Cost Approx.

Seven hundred and sixty three dollars per person!

Based on double occupancy.

All rooms are two people two beds.

Sign up now

Call Jim Kangas

\$200.00 per person down payment due January 31,
payable to ABTO.
Details to follow.



There were a lot of members out of commission in the winter of '06.

Get well wishes are in order:

Jerry McKenzie is home from the hospital and on the mend, is walking a little more now. Rick Sherman is in Banner Mesa Rhodes Rehab and will have continued physical therapy. Ennis had a knee operation and just keeps on going like the energizer bunny. Jack Slinkard is walking now after a year of a mysterious illness. Keep it going Jack! Bob Clark has ongoing Chemo but is an inspiration to us with his dedication to Banner Hosp. Lou Towne is amazing with continued Chemo but she is on the go also and doing great. Sandy Rauperstrauch is back at the computer after back surgery— ergo, we have a newsletter! So those that were down seem to be on the mend and we'll keep up with their progress. I'm sorry if I forgot anyone.



Let's all get better and stay healthy in 2007 so we can keep on playing trains.

New ABTO Members

We'd like to present ABTO's newest members.
 Please make them feel welcome next time you meet them.
Please add these names to your roster.

Craig & Amina Steblay

Chris Scubert &
 Janice Gennnevios

Clint & Nancy Watkins

Address changes

Mike Simmons

BULLETIN BOARD

For Sale

Yes, putting an ad here works, and it's **free**. Almost everything advertised has sold, so send in anything train related to sell with your name and phone #. No more paid ads in the newsletter.

Banner Desert Hospital

The Hospital staff is aware that there is much needed work to be done on the track. They will schedule a meeting to OK this project when they get time. Meantime, call Bob Clark if you are interested in helping out. It takes daily maintenance, so your time is appreciated.

What's Cooking !

Peaches in Custard Pie

Heat oven to 340

Prepare your favorite pie crust recipe in 9" pie pan. You'll need 1 large can of peach halves. I recommend Del Monte because they have more halves that are firmer and larger.

In a med bowl, mix together:

3 T butter or margarine (softened)

2/3 cup sugar (I like a little more)

Beat 3 large eggs.

Add to sugar mixture and mix well.

Arrange drained peaches in pie shell, half side up.

Pour egg mixture over peaches. Bake until slightly browned and firm.

Story: This is an old family recipe. Back in 1950, channel 5 (KPHO) was the 1st and only TV station in Phoenix and it had a cooking show that aired everyday at 4:00. It wasn't anything special to see my mother bake this pie on TV because I watched her bake it about once a week at home! Hope you enjoy it. Sandy

Recipes


If any of you actually like and use the recipes published in the newsletter, here is a suggestion to the Chocolate Raspberry Streusel Squares that was in the September, 2006 newsletter.

Use 1/2 cup of strawberry or raspberry preserves, not 1 cup.

This works out much less gooey!

Send your favorites to the editor!

ABTO Dues are due!

Another new year and with that comes a reminder that ABTO dues are due (information on the last page) . Checks can be made out to ABTO and mailed to Don Halver, treasurer. Please get payments in by February 28. Thanks  for your attention to this detail. Lets have fun running trains!

About The Newsletter

It has been one year or 11 issues of the newsletter (none in Dec.) in the new format. I hope everyone has enjoyed it. I usually only hear rumbling when there are corrections to be made.

Keep in mind, it is a non-paid position by an "a mateur", and I have not seen anyone step up and offer to do it, so you get me for another year!

As I have said before, it is your newsletter. Send pictures, comments, articles of train related material to me. The newsletter is as good as what YOU help to make it.

More members are still getting treatment , or therapy, or surgery. We 're wishing each of you a speedy recovery as our thoughts and prayers are with you.

Sandy - Newsletter Editor



Plant of the Month



If you liked reading about the plant of the month, please send your favorites to the editor. We are out of our favorites, so please send

Auction time!

Once again we will be holding another fun auction at the March general meeting, so if you have train related items to **donate** that will help make this another fun event, please get them to Jim Kangas or just let him know that you are bringing items to the March meeting.

Profits from the auction go to ABTO. As it was last year, it doesn't matter how old, used, or valued the items are, one man's junk was another man's treasure!

Don't miss this fun event!

Thanks Jim and Collette Thomas
for reserving the Ramada for the April Picnic and your donation of that fee to the club.

SUMMARY OF UNOFFICIAL BOARD MINUTES

November 4

All board members were present.

Guests were: Tony Vacek, Ennis Thompson, Rich Hull & Jack Slinkard.

Minutes of the Nov. meeting were read, and approved.

Treasurer's report read by Don Halver & approved.

Old Business:

Activities - Glenn Sampson: No activities in Jan.

Modules - Ennis Thompson: Jim Kangas to co-chair modules. The track Cleaner and LGB Mogul from John Isles have been appropriated to the modules.

Christmas tours - Ennis Thompson: More coordination needed next year for designated open times and consistent signage for donations.

Phx. Children's Hospital - Gerry McKenzie (Bob R.)

West end is being rebuilt to include an "end to end."

Banner Desert Hospital - Bob Clark (Bob R.): Meeting to be scheduled with Cheryl when they find time.

Convention - Rich Hull: We have a booth at the '08 convention in Las Vegas at no charge.

Newsletter - Sandy: No issues - Can always use articles from members.

Raffles - Glenn Sampson: \$300 was appropriated for raffles and door prizes.

Web Site - Mike L.: not present—no issues.

New Business:

Picnic Budget to be established.

Donations to Phoenix Children's Hospital were discussed. Further discussions will be held.

PCH train budget discussed and tabled.

Convention Vests And Other Trivia!

We are out of vests! I have had to augment what I had left by making 7 more. That is 65 total. It is really exciting to see how the convention committees are moving ahead on all fronts for this ambitious undertaking. The quarterly planning meeting will be Jan 27. More updates in the February Newsletter.

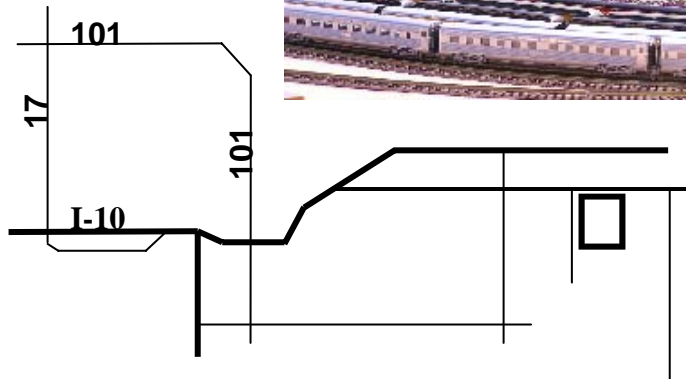


**General ABTO Meeting
Saturday, January 20
11:00am - 2:00pm**

DENNIS & LIZABETH SIRRINE

**Lunch and drinks will be provided.
Please RSVP ranchodetiarosa@cox.net**

There will be lots to see and lots of fun running trains.
Don't miss the fun!



Arizona Big Train

ABTO OBJECTIVES

Membership in Arizona Big Train Operators is open to anyone with an interest in gardening and creating, constructing, and operating large scale model railways. At our meetings, items of mutual interest associated with the hobby are discussed and demonstrated.

Our members represent a wide variety of interests ranging from gardening, collecting trains, and model building, to operating trains in the garden railroad environment.

Meetings are typically held at member's homes, where they have the opportunity to showcase their railway creations.

Meetings are usually held on the 3rd Saturday of the month.

ABTO MEMBERSHIP INFORMATION

Membership fee is \$35 per family, per year, and entitles you to one vote per family membership.

Membership entitles you to attend all meetings and events and receive the monthly ABTO newsletters and one name badge. Additional badges may be purchased for \$7.00 each.

ABTO BOARD MEETING INFORMATION

Board meetings are usually held on the first Saturday of the month.

Board meetings are open to members who are current on their dues and have an item for the agenda. **If you plan to attend, call a board member to confirm location, time and date.**

ABTO NEWS CONTRIBUTIONS

Members are encouraged to contribute articles, letters, illustrations or photographs related to garden railroading to include in the newsletter. Items may be used at a later date.

ABTO Members who have hobby related items for sale or trade may submit an advertisement for publication at no charge using four lines; Name, Item, Phone # and Email.

Submissions must be in to the editor by the 1st Saturday of the month by US Mail or Email using WORD.

ABTO will also accept business card sized advertisements for \$10.00 a month. **Advertisements must be submitted with payment, (check to ABTO) to the newsletter editor by U.S. mail, by the first Saturday of the month. Editor reserves the right to decline ads.**



ABTO Newsletter Editor
Sandy Rauperstrauch

To:

**Next meeting, Saturday, January 20
Dennis and Lizabeth Serrine - Mesa, Arizona**