



A Visit to Bob Treat's layout in San Diego, CA.



Scratch built structures and mountains poured on tin foil forms are Bob Treat's specialty



Sue & Ross Piper's home near Alpine, CA.



Sue Piper's layout (of Rainbow Ridge Kits) is a good example of dwarf trees and shrubbery. She sure has a knack for making the dwarf trees look real and it is a good example of her product line.

SCALING Part 2

By John Meyers

In Part I of “Scaling,” I discussed the problem of dealing with five different scales we have available in this hobby of G-Scale railroading. In this second installment, I am discussing the problems in both **structure** and **figure** scaling.

When you look at the two extreme scales 1/20.3 (narrow gauge) and 1/32 (standard gauge) structures placed side by side, there is a noticeable difference. It is this difference I want to address and how we deal with it. Most of us in this hobby compromise and go with the 1/24th scale which is almost in the middle and is the easiest to work with when designing and making buildings for your garden railroad. This is the half inch scale popular with doll house modelers.

The next easiest scale to work with is the 1/32 scale of 3/8 (0.375 in) = 1 foot. This scale is popular with MTH and AccuCraft. If you are making buildings using inches, then these two scales are easy to read from a ruler. However, it isn't that easy with the 1/20.3 scale. This scale translates to approximately to 3/5 (0.6 in) = 1 foot. At this point your work would be easiest to use a decimal-inch ruler. Nevertheless, this is how you arrive at each scale from common fractions to decimal fractions:

12/32 = 0.375 inches; 12/24 = 0.5 inches; 12/20.3 = 0.6 inches.

If you have, for example, a set of plans in one scale say 1/24 and you want to reduce them to 1/32 scale, simply take your drawings to Office Max and have them copied at 75% ($24/32 = 0.75 = 75\%$). On the other hand, to enlarge to 20.3 scale, simply copy your plans to 118% ($24/20.3 = 1.18 = 118\%$).

If you are running MTH (1/32) the only buildings that look proportionally good to the eye is 1/32 scale. But if you are running mostly Aristo Craft and USA trains, then either scale— 1/32 or 1/24—will do. If you are running mostly LGB and Bachman trains, either scale—1/24 or 1/20.3—will do. But strictly speaking, Bachman narrow gauge trains (the 1.20.3 scale) look best.

Besides worrying about the scale of buildings, some garden railroaders want to also make the figures coordinate with the right scale. The following chart compares the size of figures for the various scales so you can decide which size figure to use when..

Scale	Fraction	Six-foot figure	Door Height
1/32	3/8 (0.375)	2.25 inches	2.5 inches
1/29	13/32 (0.41)	2.50 inches	2.8 inches
1/24	1/2 (0.5)	3.00 inches	3.3 inches
1/22.5	53/100 (0.53)	3.20 inches	3.6 inches
1/20.3	3/5 (0.6)	3.55 inches	3.9 inches

The scaling in this hobby is a mess, driven by the various manufacturers' desire to monopolize a certain scale of G-gauge trains. It would be simple if we had two gauges: narrow and standard, each with the same scale but with two widths of track. After all, in the real world that is the way it was. Yes, we would have to choose which track system to go with depending on which gauge and which era we wanted to see running in our back yards or maybe both. The narrow gauge trains never ran on the same track as the standard gauge trains. The narrow gauge engines would truly be made smaller than the larger standard gauge engines and our logging and mining trains could run on the same layout but separate lines, the way it really is. Then our buildings and structures would all have the same scale, just as it is in the real world.

In next month's newsletter, I will discuss scaling our **landscape** to make features look pleasing to the eye and in proportion to the trains, buildings, and figures.



These structures show how greatly the size varies.

1. 1/20.3 the size of narrow gauge
2. 1/24 is used widely in G-scale LGB
3. 1/32 used with MTH

All structures are pictured with the same track.

3. would only house a speeder
2. would house a 1/24 car, but the same car in # 1 would be lost.

New ABTO Members

No New Members at this time!

The November ABTO Roster was emailed out for final corrections before it is sent in November. All members who received it are asked to review their information and send corrections to the editor. Many of you forget to notify us of email changes, or phone # changes, so this is your chance to get the info in to the editor.

SUMMARY OF UNOFFICIAL BOARD MINUTES

October 6, 2007

Board members present were: Bob, Gerry, Glenn, Don & Roy
 Guests were: Tony Vacek, Sandy Rauperstrauch, Jim Kangas,

Minutes: Read and Approved

Treasurer's report: Read and Approved

Old Business:

Activities: No Activities

Modules: Next event is the McCormick-Stillman Rail Fair - set up is Oct 12 October

Phx. Children's Hospital: The west end is still a work in progress. Tony & Glenn to show Helix for open house November 1

Banner Desert Hospital - on hold

Convention - volunteer status discussed.

Newsletter - Sandy: no issues - Ballot for officers to be published in the Nov. Newsletter. Christmas tour maps to be included in the Nov. issue also.

Raffles - Door prize has been donated by Arizona Train Depot.

New Business:

A. Landmark Restaurant for Christmas dinner. Gerry Pfeiffer making all plans and will be the reservation contact. Dinner cost set at \$28.50 per person.

B. Need purchase order forms to be used for anything purchased to track and show records for taxes.

Convention Quarterly Meeting

On September 22, convention committee heads met at the San Marcos to report on their areas. All team members are on track and moving forward for a great event.

All club members are encouraged to show their support by registering for this event in order to participate. Also, every member will be needed as a volunteer. Don't sit on the sidelines—your help will be greatly appreciated.

Call Gerry Pfeiffer @ 480-924-8844



Bulletin Board

Gerry Pfeiffer has put out a beefy listing of locomotives and cars for sale. Call him for more info: 480-924-8844
 Bill Nagel and Dan Hoag are looking for European buildings and other items. See page 5.

What's Cooking !

Hugs and Chips Cheesecake

2 (3oz) pkgs. of cream Cheese
 1 (14 oz) can Eagle Brand Sweetened Condensed Milk
 (not evaporated)

1 egg
 1 tsp vanilla extract
 1 cup mini chocolate chips
 1 tsp flour
 1 (6oz) ready-made chocolate pie crust
 Chocolate glaze
 Chocolate curls (optional)

Preheat oven to 350 degrees

1. With mixer, beat cheese until fluffy; gradually add Eagle Brand until smooth. Add egg and vanilla; mix well.
2. Toss chips with flour; stir into cheese mixture. Pour into crust.
3. Bake 35 minutes or until center springs back when lightly touched.
4. Cool and top with glaze & curls—serve chilled

Chocolate Glaze: Melt 1/2 cup mini chocolate chips with 1/4 cup whipping cream, cook and stir until thickened and smooth. Immediately spread over pie.

Enjoy!

Kits Provided by Jim Kangas

For those of you who are making the kits up that were provided by Jim Kangas, please bring your finished buildings to the October meeting at Mike Lewandowski's. There will be a table to show off your handy work.

About The Newsletter

I'd like to thank all of you who keep me updated with news and articles of interest. This is your newsletter!

Update:

Ennis Thompson is recovering nicely from ankle surgery.
 Lila Snyder is doing better at this time but is still in Banner waiting for her surgery. Please keep our members in your thoughts and prayers.

Sandy - Newsletter Editor, braup@cox.net



ABTO General Meeting



Oktoberfest at Mike & Nancy Lewandowski's Home

3048 N. 152nd Drive, Goodyear, AZ 85338

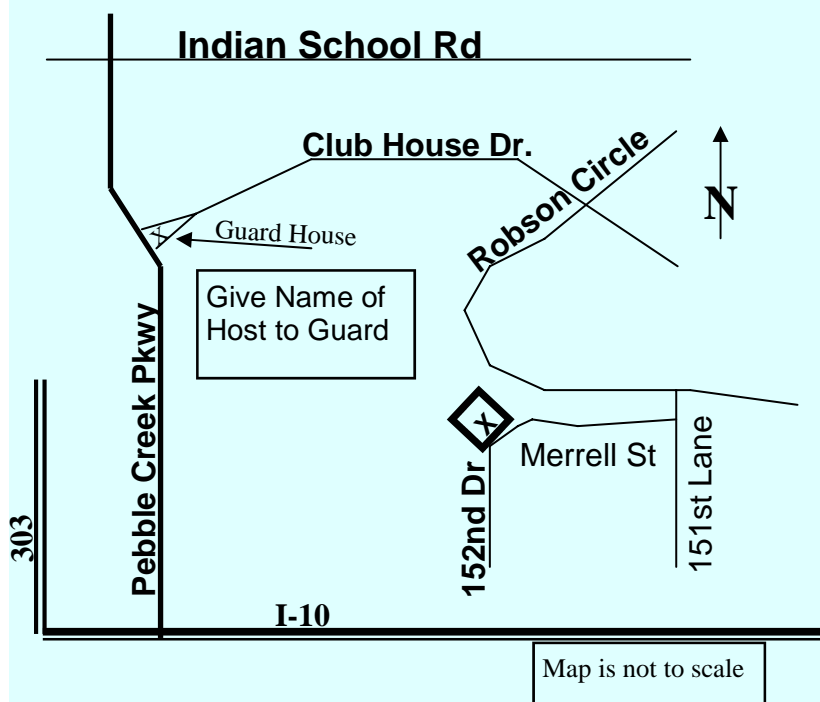
PLEASE RSVP

623 536-1954 or 602 909-0788 (M)
and Please Bring Chairs!

Join us on (**SATURDAY**) October 27th from 11AM to 3PM for the ABTO monthly meeting. See the Mogollon Rim Central Mining & Logging RR in real time operation using DCC w/battery, Radio Control w/battery, Track DCC and Analog DC control. This will be a Potluck luncheon with German food and song. We will provide bottled water, meat, buns and condiments. **Attendees can bring their own drinks, salad trays, desserts, hot dishes possibly with a German flair!!!!**

From Central Phoenix/East Valley- Take I-10 Westbound to the Goodyear area and exit Pebble-Creek Parkway (EXIT # 126). Make right turn onto Parkway and proceed North approx. 2 miles to PebbleCreek Resort main entrance. Turn right onto Clubhouse Drive and check in at the Guard's station. Tell them you are attending the Lewandowski Party. Then pass thru the entrance and proceed to the 1st stop sign. Turn right onto Robson Circle South and proceed about 1/2 mile to 151st Lane. Make right turn followed by another quick right turn onto Merrell St. Come to the turn in the street and watch for the address.

From North Phoenix/West Valley- Take I-101 Southbound to the I-10 interchange. Head west on I-10 to the Goodyear exit listed above. Follow same directions.



ABTO General Meet-

Mike & Nancy Lewandowski
3048 N. 152nd Dr.
Goodyear, AZ 85338

RSVP 623-536-1954

Saturday, October 27th
11:00 am - 3:00 pm

Water & Diet Sodas Provided
Bring Chairs and a
Festive "Oktoberfest" Dish
to go with Bratwurst!
See above information

Arizona Big Train

ABTO OBJECTIVES

Membership in Arizona Big Train Operators is open to anyone with an interest in gardening and creating, constructing, and operating large scale model railways. At our meetings, items of mutual interest associated with the hobby are discussed and demonstrated.

Our members represent a wide variety of interests ranging from gardening, collecting trains, and model building, to operating trains in the garden railroad environment.

Meetings are typically held at member's homes, where they have the opportunity to showcase their railway creations.

Meetings are usually held on the 3rd Saturday of the month.

ABTO MEMBERSHIP INFORMATION

Membership fee is \$35 per family, per year, and entitles you to one vote per family membership.

Membership entitles you to attend all meetings and events and receive the monthly ABTO newsletters and one name badge. Additional badges may be purchased for \$7.00 each.

ABTO BOARD MEETING INFORMATION

Board meetings are usually held on the first Saturday of the month.

Board meetings are open to members who are current on their dues and have an item for the agenda. **If you plan to attend, call a board member to confirm location, time and date.**

ABTO NEWS CONTRIBUTIONS

Members are encouraged to contribute articles, letters, illustrations or photographs related to garden railroading to include in the newsletter. Items may be used at a later date.

ABTO Members who have hobby related items for sale or trade may submit an advertisement for publication at no charge using four lines—more if there is space;

name, Item, Phone # and Email.

Submissions must be in to the editor by the 1st Saturday of the month by US Mail or Email using WORD.



ABTO Newsletter Editor
Sandy Rauperstrauch

To:

**ABTO General Meeting October 27, 2007
Mike & Nancy Lewandowski - Goodyear, AZ**